

4.6.A – 4.6.C – 4.6.D – Classifying 2D figures

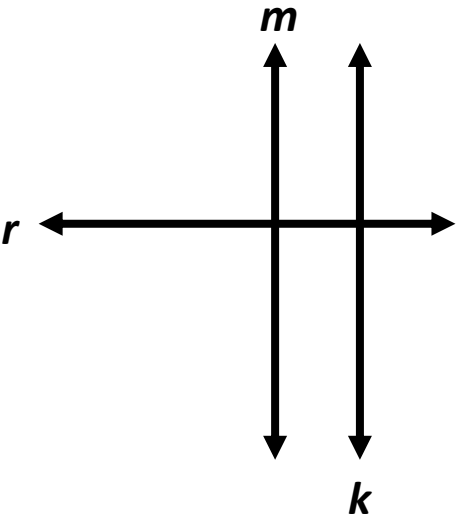
Problem Set: 1

Note: Some parts of these materials are taken directly from released STAAR tests Copyright © 2015-2021. Texas Education Agency. All Rights Reserved. Used by Permission.

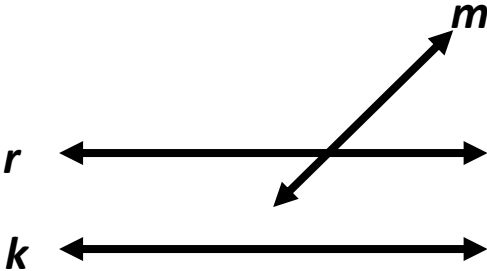
1. D	2. C	3. C	4. A	5. B	6. D
7. B	8. A	9. B	10. A	11. C	12. C
13. B	14. C	15. C	16. D	17. B,C,D	18. A
19. A	20. D	21. B	22. D	23. B	24. B,C,D
25. D	26. A,D	27. C	28. A	29. C	30. B

1. In which drawing does line m appear to be perpendicular to line k ?

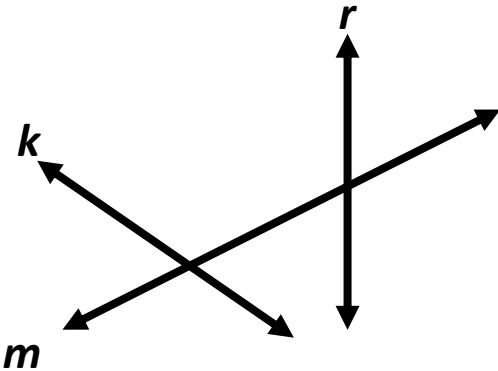
A.



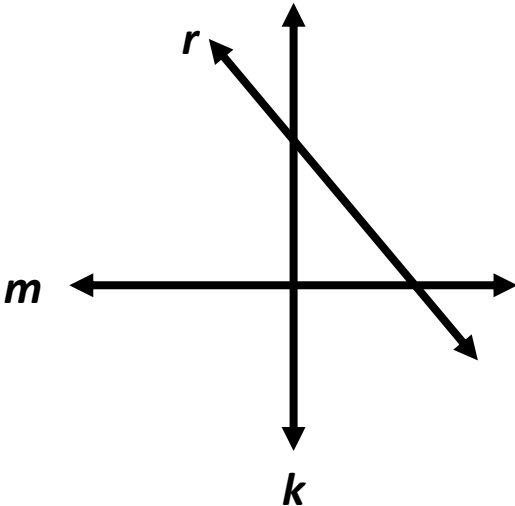
B.



C.




D.



2. Which type of triangle has perpendicular sides?

- A. An obtuse triangle
- B. An acute triangle
- C. A right triangle
- D. None of these

3. These polygons belong in the same group.



Which statement best describes the polygons in this group?

- A. Each polygon has at least one pair of parallel sides.
- B. Each polygon has at least one obtuse angle.
- C. Each polygon has at least one right angle.
- D. Each polygon has at least one acute angle.

4. Maribel drew a shape. The shape has exactly one pair of opposite sides that are parallel. None of the sides are perpendicular to each other.

Which shape can be the one Maribel drew?

A. Trapezoid

B. Rhombus

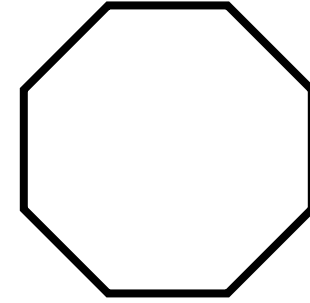
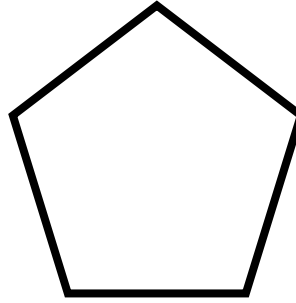
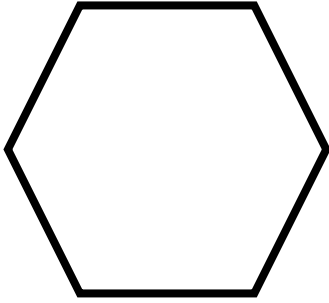
C. Square

D. Rectangle

5. Hayden drew a polygon that has exactly two right angles. Which of these could be the polygon Hayden drew?

- A. Right triangle
- B. Right trapezoid
- C. Rectangle
- D. Rhombus

6. Ruth sorted polygons into groups. The polygons shown belong in the same group.



Which description best represents this group?

- A. Polygons with perpendicular and parallel lines
- B. Polygons with perpendicular lines only
- C. Polygons with acute and obtuse angles
- D. Polygons with obtuse angles only

4.6.A – 4.6.C – 4.6.D – Classifying 2D figures

Problem Set: 2

Note: Some parts of these materials are taken directly from released STAAR tests Copyright © 2015-2021. Texas Education Agency. All Rights Reserved. Used by Permission.

1. D	2. C	3. C	4. A	5. B	6. D
7. B	8. A	9. B	10. A	11. C	12. C
13. B	14. C	15. C	16. D	17. B,C,D	18. A
19. A	20. D	21. B	22. D	23. B	24. B,C,D
25. D	26. A,D	27. C	28. A	29. C	30. B


7. Oscar draws two lines on his paper. The lines are always one inch apart and do not intersect. Which term can be used to name what Oscar drew?

- A. Perpendicular lines
- B. Parallel lines
- C. Intersecting lines
- D. Line segments

8. Lela made a triangle that had one 90° angle and two acute angles. Which term describes Lela's triangle?

- A. Right triangle, because there is one 90° angle
- B. Acute triangle, because there are two acute angles
- C. Obtuse triangle, because the largest angle is obtuse
- D. Right triangle, because all three angles are 90°

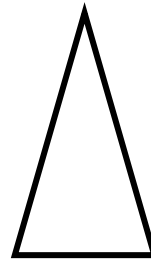
9. A group of figures is shown.



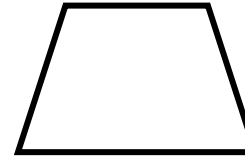
T



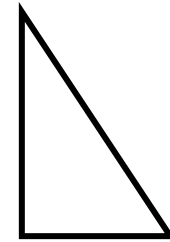
W



X



Y



Z

Which list shows all the figures in the group that appear to have at least one right angle?

- A. Figures T, W, and Y only
- B. Figures T, W, and Z only
- C. Figures T and Z only
- D. Figures X and Z only

10. Landry drew a flag with exactly one pair of perpendicular sides. Which of these could be the shape of the flag?

A. Right triangle

B. Acute triangle

C. Rectangle

D. Square

11. Liza drew a figure on the front of her notebook that has two obtuse angles. Which figure could be the one Liza drew?

- A. Rectangle
- B. Obtuse triangle
- C. Parallelogram
- D. Right triangle

12. Four figures are shown.

Figure P



Figure Q



Figure R


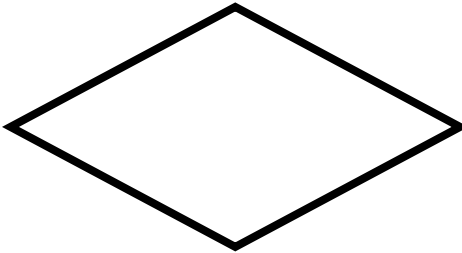


Figure S



Which Figures appear to be rectangles?

- A. Figures Q and S
- B. Figures R and S
- C. Figures P and R
- D. Figures P and Q

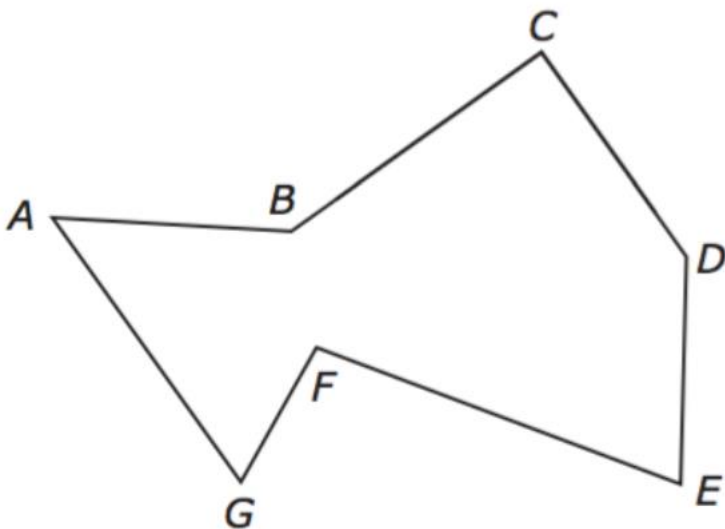
4.6.A – 4.6.C – 4.6.D – Classifying 2D figures

Problem Set: 3

Note: Some parts of these materials are taken directly from released STAAR tests Copyright © 2015-2021. Texas Education Agency. All Rights Reserved. Used by Permission.

1. D	2. C	3. C	4. A	5. B	6. D
7. B	8. A	9. B	10. A	11. C	12. C
13. B	14. C	15. C	16. D	17. B,C,D	18. A
19. A	20. D	21. B	22. D	23. B	24. B,C,D
25. D	26. A,D	27. C	28. A	29. C	30. B

13. A figure is shown below.

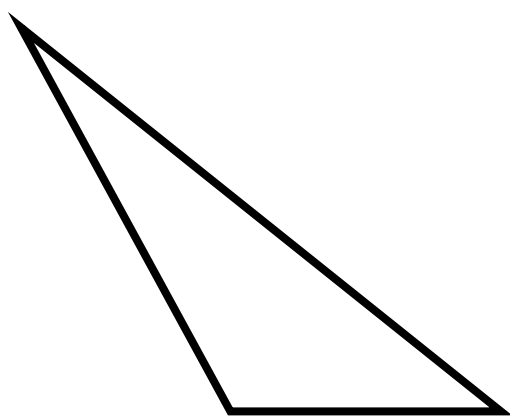


Which two-line segments appear to be perpendicular?

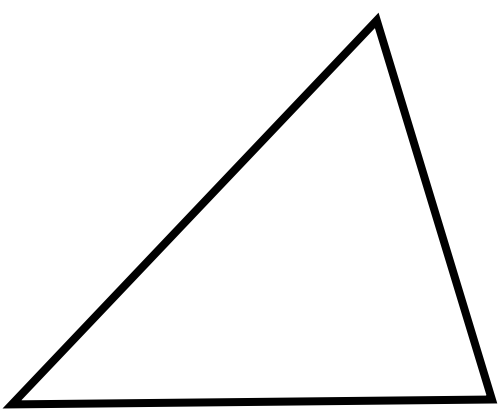
- A. Line segments AG and CD
- B. Line segments BC and CD
- C. Line segments DE and EF
- D. Line segments AG and FG

14. Which triangle appears to be an acute triangle?

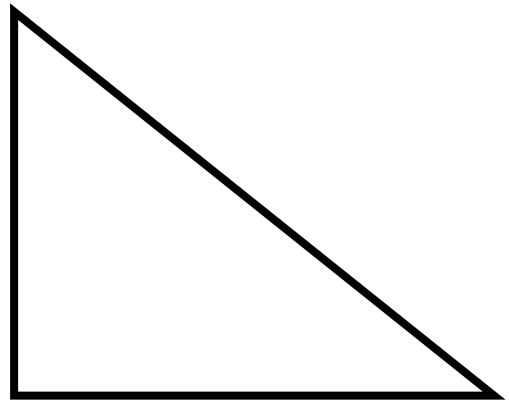
A.



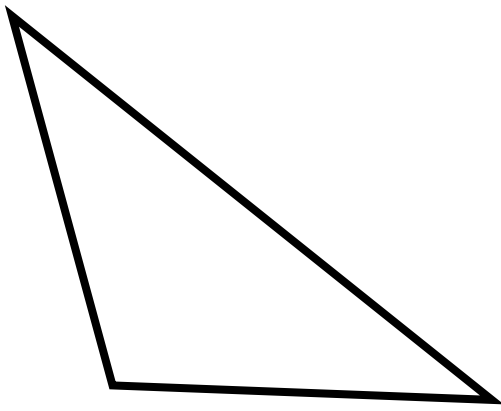
C.



A.



D.



15. Which figure CANNOT have parallel line segments?

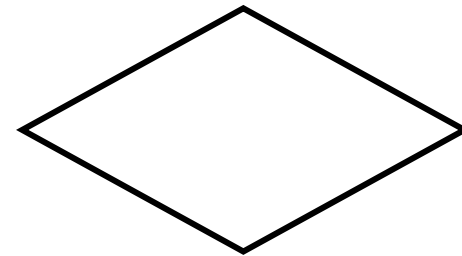
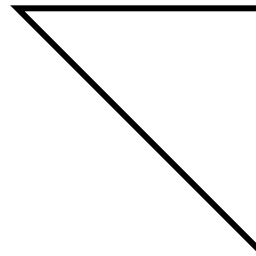
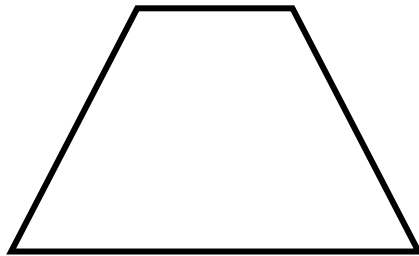
A. Square

B. Pentagon

C. Triangle

D. Trapezoid

16. These polygons belong in the same group.



Which statement best describes the polygons in this group?

- A. Each polygon has at least one pair of parallel sides.
- B. Each polygon has at least one obtuse angle.
- C. Each polygon has at least one right angle.
- D. Each polygon has at least one acute angle.

17. Melissa drew a shape. The shape has two pairs of opposite sides that are parallel.

Circle all the shapes that could be the one that Melissa drew.

A. Trapezoid

B. Rhombus

C. Square

D. Rectangle

18. Hollie drew a polygon that has exactly one right angle. Which of these could be the polygon Hollie drew?

- A. Right triangle
- B. Right trapezoid
- C. Rectangle
- D. Rhombus

4.6.A – 4.6.C – 4.6.D – Classifying 2D figures

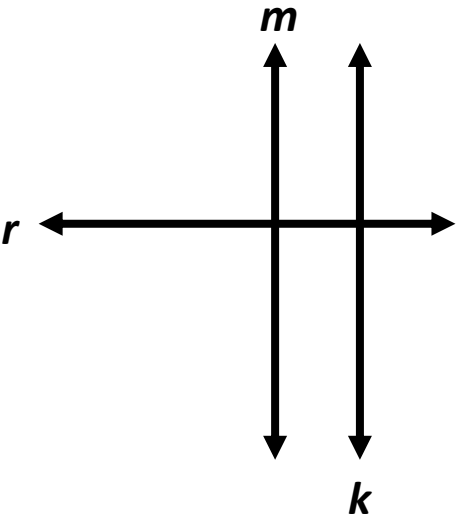
Problem Set: 4

Note: Some parts of these materials are taken directly from released STAAR tests Copyright © 2015-2021. Texas Education Agency. All Rights Reserved. Used by Permission.

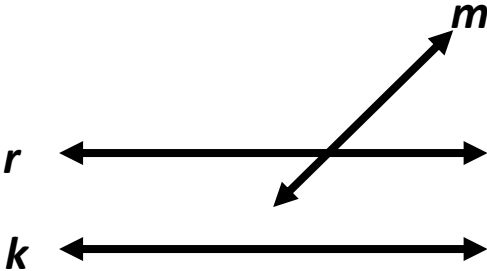
1. D	2. C	3. C	4. A	5. B	6. D
7. B	8. A	9. B	10. A	11. C	12. C
13. B	14. C	15. C	16. D	17. B,C,D	18. A
19. A	20. D	21. B	22. D	23. B	24. B,C,D
25. D	26. A,D	27. C	28. A	29. C	30. B

19. In which drawing does line m appear to be parallel to line k ?

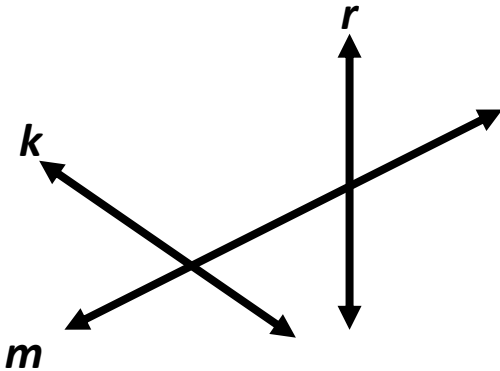
A.



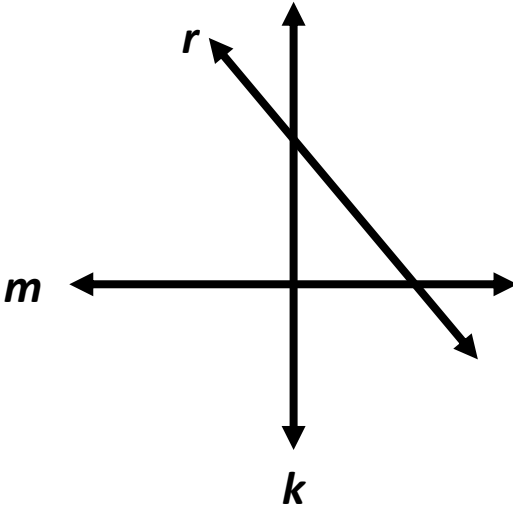
B.



C.



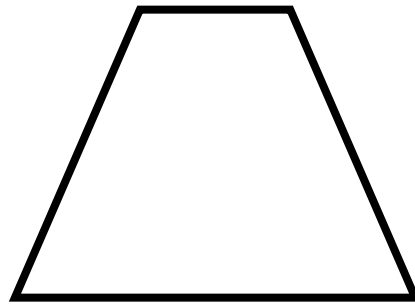
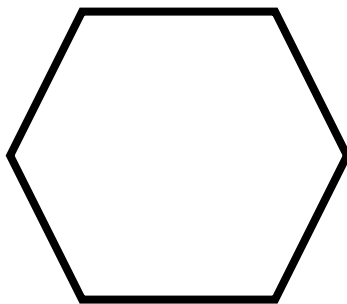
D.



20. Joseph made a triangle that had one 90° angle. Which of these must be true about the other two angles in Joseph's triangle?

- A. One of the other angles has to be a 90° angle and the other angle has to be obtuse.
- B. Both of the other angles must be obtuse angles.
- C. One of the other angles must be acute and one of them must be obtuse.
- D. Both of the other two angles must be acute angles.


21. Ruth sorted polygons into groups. The polygons shown belong in the same group.



Which description best represents this group?

- A. Polygons with perpendicular and parallel lines
- B. Polygons with at least one pair of parallel lines
- C. Polygons with acute and obtuse angles
- D. Polygons with at least one obtuse angle

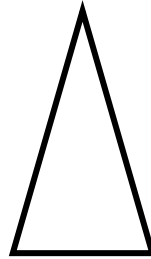
22. A group of figures is shown.



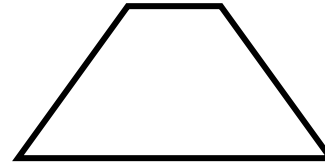
T



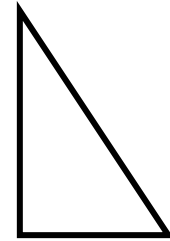
W



X



Y



Z

Which list shows all the figures in the group that appear to have at least one acute angle?

- A. Figures T, W, and Y only
- B. Figures T, W, and Z only
- C. Figures T and Z only
- D. Figures X, Y and Z only

23. Lilli drew a flag with exactly 3 acute angles. Which of these could be the shape of the flag?

A. Right triangle

B. Acute triangle

C. Rectangle

D. Square

24. Reggie drew a figure on the front of his notebook that has two acute angles. Circle all the figures that could be the one Reggie drew?

- A. Rectangle
- B. Obtuse triangle
- C. Parallelogram
- D. Right triangle

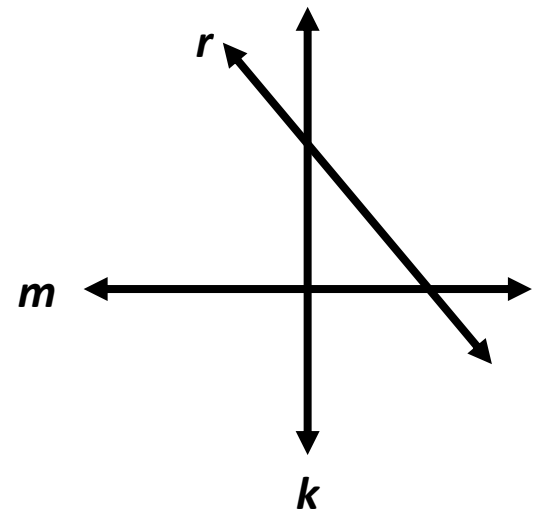
4.6.A – 4.6.C – 4.6.D – Classifying 2D figures

Problem Set: 5

Note: Some parts of these materials are taken directly from released STAAR tests Copyright © 2015-2021. Texas Education Agency. All Rights Reserved. Used by Permission.

1. D	2. C	3. C	4. A	5. B	6. D
7. B	8. A	9. B	10. A	11. C	12. C
13. B	14. C	15. C	16. D	17. B,C,D	18. A
19. A	20. D	21. B	22. D	23. B	24. B,C,D
25. D	26. A,D	27. C	28. A	29. C	30. B

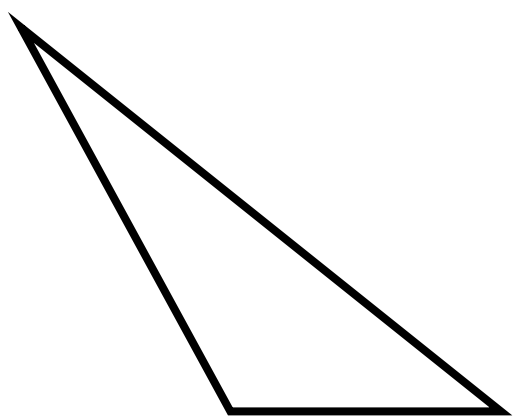
25. Ollie drew the lines below on his paper. Which pair of lines appear to be parallel?



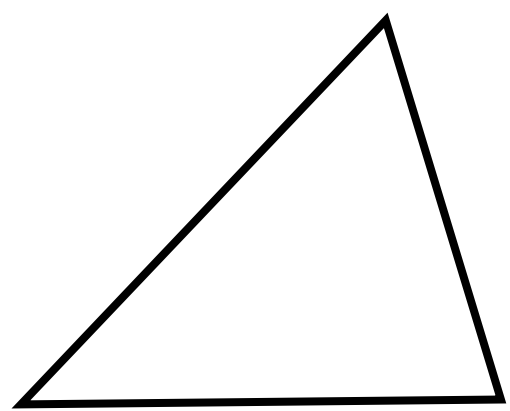
- A. m and r
- B. k and r
- C. m and k
- D. None of these lines are parallel

26. Draw a circle around all the obtuse triangles.

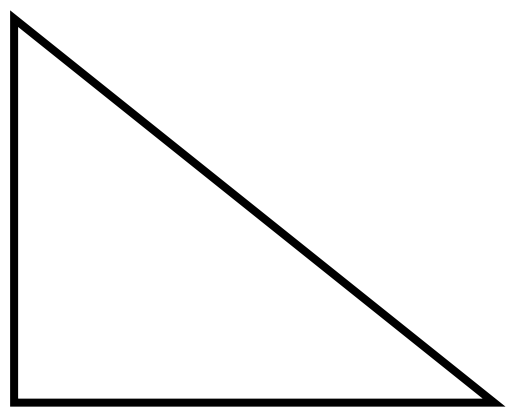
A.



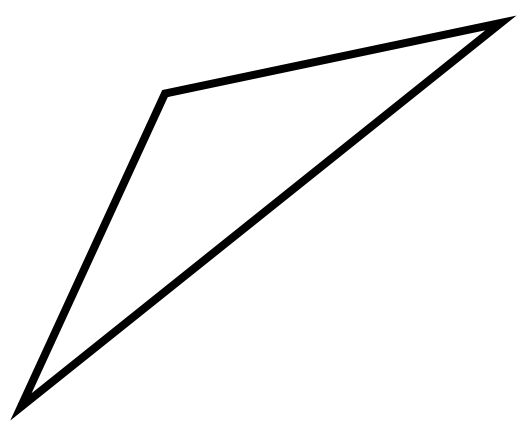
C.



A.



D.



27. Four figures are shown.

Figure P



Figure Q



Figure R


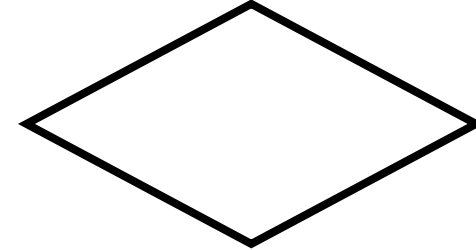


Figure S



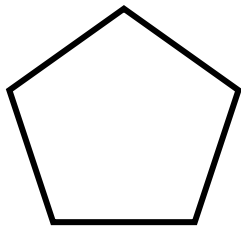
Which Figures appear to be parallelograms?

- A. Figures Q and S only
- B. Figures R and S only
- C. All of them
- D. None of them

28. Which figure CANNOT have obtuse angles?

- A. Square
- B. Pentagon
- C. Triangle
- D. Trapezoid

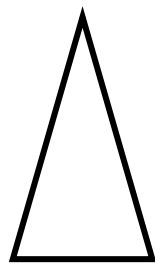
29. A group of figures is shown.



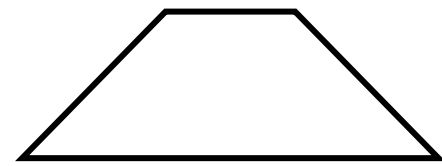
T



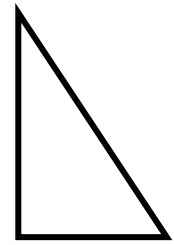
W



X



Y



Z

Which list shows all the figures in the group that appear to have at least one obtuse angle?

- A. Figures T, Z, and Y only
- B. Figures T, W, and Z only
- C. Figures T and Y only
- D. Figures X and Z only

30. Meela drew a shape. The shape has two obtuse angles and four congruent sides.

Which shape can be the one Meela drew?

A. Trapezoid

B. Rhombus

C. Square

D. Rectangle